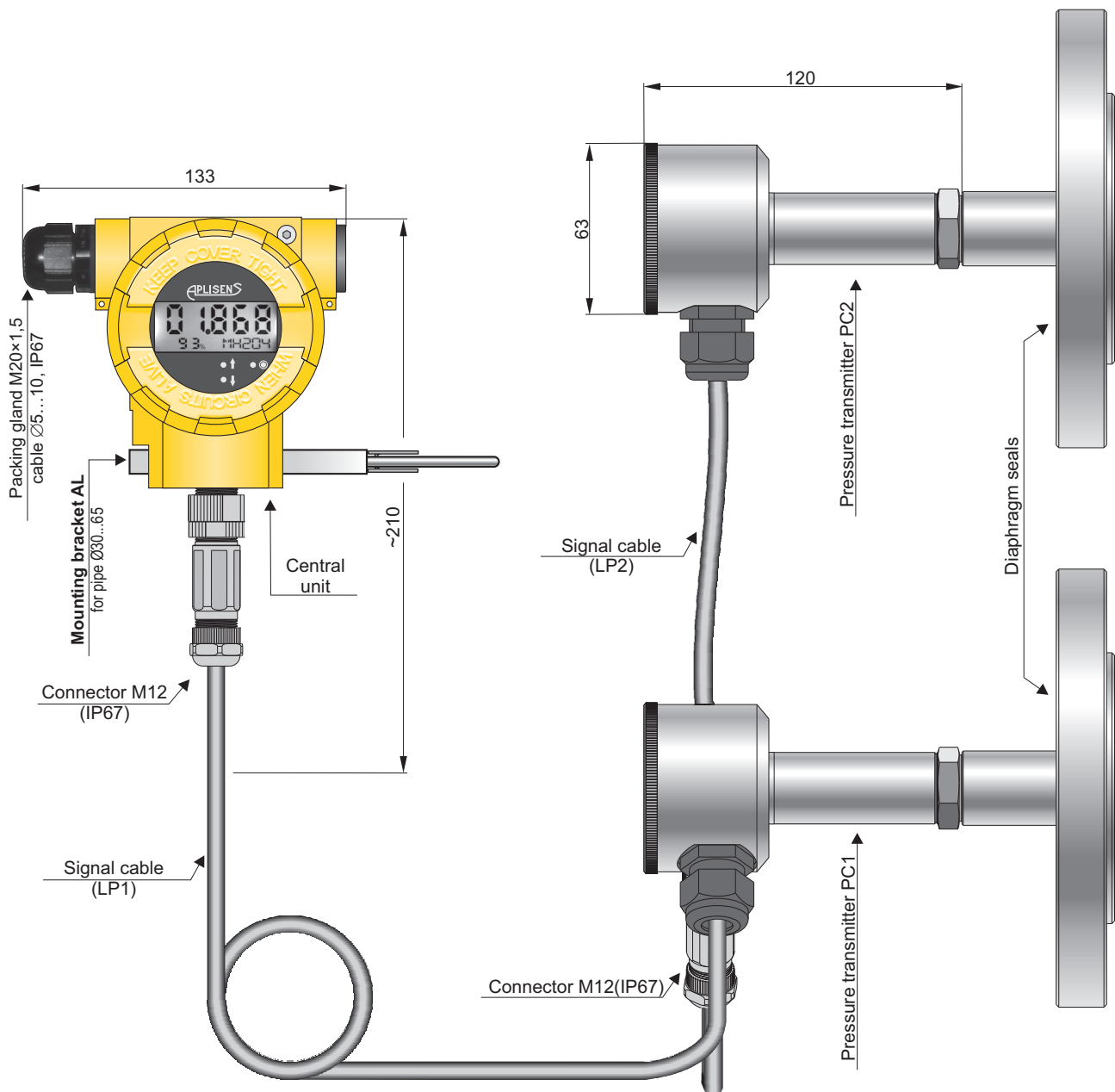


Smart electronic differential pressure transmitter APM-2

- ✓ Measurement of differential pressure based on two absolute pressure transmitters
- ✓ Applicable in measurement of level in pressure tanks
- ✓ Modular construction with possibility of replacing of each module of the measuring system
- ✓ Output signal 4 ÷ 20 mA + HART
- ✓ Accuracy 0,1%
- ✓ Intrinsic safe and explosion proof version



Application and construction

Modular electronic differential pressure transmitter APM-2 is applicable to hydrostatic measure of level in closed tanks, density or phase boundary.

The measuring system consists of 3 separate modules – central unit and two absolute pressure transmitters. Level is calculated in central unit basing on measurement from two pressure transmitters. High pressure transmitter measures hydrostatic pressure of liquid in tank, low pressure transmitter measures pressure of gases above the liquid. Differential pressure is calculated in the central unit. With default settings of central unit function of high pressure transmitter is designed for transmitter directly connected with central unit (PC1). User can change this assignment to second transmitter by changing configuration in central unit in local menu or via HART protocol. Measuring points can be several dozen meters apart.

The casing of central units is made of aluminium alloy cast or stainless steel with degree of protection IP66 or IP67 equipped with local display and buttons for configuration.

Measuring element of each of absolute pressure transmitters is piezoresistant silicon sensor separated from the medium by diaphragm and manometric liquid. Process connection of absolute pressure transmitters can be diaphragm seal or threaded flush connection. By using diaphragm seals transmitters can be used for measurement of contaminated medium, medium with high viscosity, very hot or very cold medium or medium where sanitary process connection is needed.

Electronic units of pressure transmitters are closed in sealed stainless steel casings with degree of protection IP67.

All modules of measuring system are connected with electric cables (length of cables is specified by user).

This system is an alternative for differential pressure transmitter with two remote diaphragm seals connected with capillaries filled with silicon oil uses in measurement of level on closed tank. The advantage of APM-2 is modularity of measuring system. By using M12 connection in case of any malfunction user has possibility to replace each of tree modules. Furthermore measurement is free of additional errors caused on the temperature gradient in the oil-based diaphragm sealing system.

APM-2 transmitter gives not only information about differential pressure but also about static pressure and temperature (both transmitters and central unit)

Communication and configuration

The communication standard for data interchange with the transmitter is HART protocol. Communication with the transmitter is carried out with a PC computer using HART/USB converter and RAPORT 2 configuration software. There is also possibility of configuration with using buttons and local display.

The data interchange with transmitter enables user to:

- identify the transmitter;
- setting LRV and URV by numeric value or by given pressure;
- zeroing of differential pressure measurement;
- change of measurement units;
- change of conversion characteristic;
- change of display configuration;
- read of differential pressure, static pressure of each of transmitters, temperature of central unit and each of transmitters;
- read of output signal in mA or percentage of measuring range;
- change of assignation of high and low pressure transmitters (PC1 and PC2);
- reset to factory settings.

Technical data

Measuring ranges

No.	Nominal measuring range (FSO)	Minimum set range (differential pressure)	Admissible overpressure for pressure transmitters PC1 and PC2 (without hysteresis)	Static pressure limit (depending on the set range of differential pressure)	Measuring ranges of pressure transmitters PC1 and PC2
1	0...1 bar	100 mbar	10 bar	-0,9...1,4 bar for range 0...100 mbar -0,9...0,5 bar for range 0...1 bar	2,5 bar ABS

Mertological parameters

Accuracy	$\leq \pm 0,1\%$
Long term stability (for the nominal measuring range)	\leq accuracy for 3 years
Thermal error (including errors from diaphragm seal)	$< \pm 0,1\%$ (FSO) / 10°C
Thermal compensation range	$-25...80^\circ\text{C}$
Processing time (calculation cycle period)	0,5 s
Additional electronic damping	0...60 s (factory setting: 2 s)
Error due to supply voltage changes	0,002% (FSO) / V

Electrical parameters

Power supply (standard version)	13...55 V DC
Output signal	$4 \div 20 \text{ mA} + \text{Hart}$
Load resistance	$R[\Omega] \leq \frac{U_{\text{SUP}}[\text{V}] - 13\text{V}}{0,0225\text{A}}$
Resistance required for communication	min 240 Ω




Operating conditions

Operating temperature range (ambient temp.)	$-30...85^\circ\text{C}$
special version	$-40...85^\circ\text{C}$
Maximum medium temperature	150°C
special version	200°C

Construction, materials

Wetted parts	acc. to diaphragm seal datasheets
Casing: central unit	Aluminium option: SS316
pressure transmitters	SS304
Ingress protection class	IP67

Ordering procedure

Model	Code	Description
APM-2		Smart modular differential pressure transmitters IP67, with display, output 4-20mA + Hart
Versions, certificates	/Exia.....	 II 1/2G Ex ia IIC T4/T5 Ga/Gb
	/Exd.....	 Ex ia IIC T4/T5 Ga/Gb
	/SS.....	 II 1/2G Ex db ia IIC T4/T5 Ga/Gb
	/-40°C.....	IECEX Ex db ia IIC T4/T5 Ga/Gb
		Stainless steel housing
		Ambient temperature range $-40...85^\circ\text{C}$ (power supply 13,1...55 V DC)
		Maximum temperature of measured medium 200°C
Nominal measuring range	/0+100 kPa.....	0+100 kPa
Measuring set range	/...+.....	Calibrated range in relation to 4mA and 20mA output
LP1 cable length	/LP1=...m.....	Length of cable between central unit and pressure transmitter LP1
Process connection of PC1	/(PC1).....	Choose from the below: Threaded connection: GP, CG1" or CM30x2 or Diaphragm seal: according to Chapter III
LP2 cable length	/LP2=...m.....	Length of cable between central unit and pressure transmitter LP2
Process connection of PC2	/(PC2).....	Choose from the below: Threaded connection: GP, CG1" or CM30x2 or Diaphragm seal: according to Chapter III

Authorized Distributor



PIC Engineering And Services (002110838-X)

No. 72, Jalan Keluli AN7/AN,
Pusat Perniagaan Bukit Raja, Seksyen 7
40000 Shah Alam, Selangor D.E., Malaysia

Tel: +6019 338 8819 Fax: +603 3343 8819

Email: sales@picengineering.com.my
Website: www.picengineering.com.my